

# Thermofin: F8 Series

## Stainless Steel F865 Series

FINNED AIR HEATERS

### Sheath Watts Density

Sheath 101kW/m<sup>2</sup> (65W/in<sup>2</sup>) Fin and Sheath total 18.2kW/m<sup>2</sup> (11.8W/in<sup>2</sup>) at 235V

### Construction

Continuous spiral stainless steel fin on 8mm diameter stainless steel element. Diameter over fin 25mm. Fin pitch 5.0mm

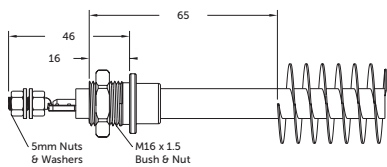
### Finish

Annealed 304 Stainless Steel

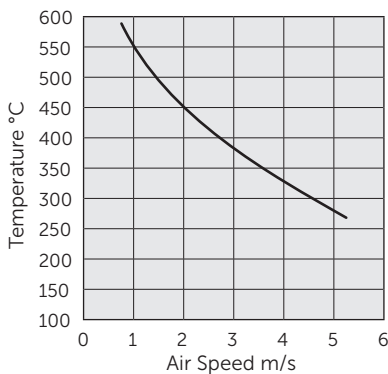
### Mounting

Zinc plated bushes with M16 thread 16mm long. Clearance hole of 18mm required. Nuts & washers included.

### Element Mounting Detail



### Element temperature at varying air speed (25°C ambient, single element only)



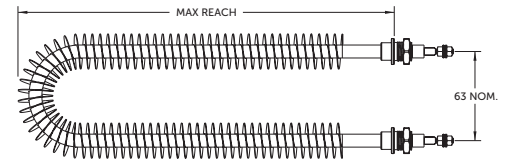
## STRAIGHT LENGTH

CAT NO.	WATTS	MAX REACH	Kg
F865S900	900	457	0.31
F865S1200	1200	560	0.35
F865S1500	1500	673	0.43
F865S1800	1800	775	0.48
F865S2000	2000	851	0.51
F865S2400	2400	1003	0.6
F865S3000	3000	1219	0.72
F865S3600	3600	1435	0.83
F865S4800	4800	1867	1.11




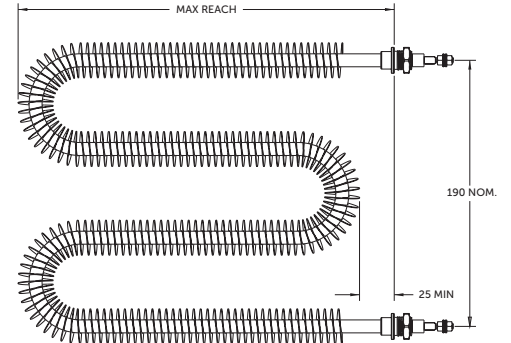
## "U" FORM

CAT NO.	WATTS	MAX REACH
F865U900	900	220
F865U1200	1200	275
F865U1500	1500	330
F865U1800	1800	380
F865U2000	2000	420
F865U2400	2400	495
F865U3000	3000	605
F865U3600	3600	710
F865U4800	4800	925



## "W" FORM

CAT NO.	WATTS	MAX REACH
F865W1800	1800	205
F865W2000	2000	220
F865W2400	2400	260
F865W3000	3000	315
F865W3600	3600	370
F865W4800	4800	475



A typical duct insert