






# ELEXA



REVERSE CYCLE SPLIT SYSTEM AIRCONDITIONERS

MODEL			MEPS COMPLIANT ENERGY SAVER RANGE				
			ELEXA-09M	ELEXA-12M	ELEXA-18M	ELEXA-21M	ELEXA-24M
Power supply		Ph-V-Hz	1,220-40V,50Hz	1,220-240V,50Hz	1,220-240V,50Hz	1,220-240V,50Hz	1,220-240V,50Hz
Cooling	Capacity	kw	2.60	3.40	5.00	6.30	7.00
	Input	W	770	1050	1700	2100	2300
	Rated current	A	3.6	4.6	7.5	9.5	11.0
	EER	W/W	3.37	3.24	2.94	3.00	3.04
Heating	Capacity	kw	3.00	3.60	5.50	7.00	7.90
	Input	W	910	1050	1800	2100	2450
	Rated current	A	4.1	6.0	8.0	9.5	11.5
	COP	W/W	3.3	3.43	3.06	3.38	3.22
Dehumidify		L/h	1.0	1.3	2	2.0	2.6
Max. input consumption		W	1200	1400	2500	3000	3500
Max current		A	6	7	11	15	18
Starting current		A	20	22	42	25	35
Indoor Unit	Indoor air flow (Hi)	lps	125	156	222	300	375
	Indoor noise level (Hi/Mi/Lo)	dB(A)	41 / 38 / 35	40 / 34 / 30	44 / 41 / 38	48 / 45 / 42	49 / 46 / 43
	Dimension (W*H*D)	mm	750 x 250 x 188	815 x 280 x 195	906 x 286 x 235	1080 x 330 x 228	1080 x 330 x 228
	Packing (W*H*D)	mm	830 x 336 x 280	915 x 360 x 275	1020 x 380 x 328	1165 x 445 x 320	1165 x 445 x 320
	Net/Gross weight	Kg	8.5 / 10	11 / 14	13.5 / 16.5	17 / 21	17 / 21
Outdoor Unit	Outdoor noise level (Hi/Mi/Lo)	dB(A)	54	54	56	58	60
	Dimension (W*H*D)	mm	740 x 540 x 250	740 x 540 x 250	845 x 695 x 335	845 x 695 x 335	895 x 857 x 302
	Packing (W*H*D)	mm	910 x 575 x 335	910 x 575 x 335	970 x 770 x 395	970 x 770 x 395	1045 x 930 x 395
	Net/Gross weight	Kg	31 / 34	36 / 39	52 / 56	57 / 61	70 / 75
Refrigerant charge (R22)		g	1100	1120	1870	1900	2450
Design pressure		MPa	2.6	2.6	2.8	2.6	2.6
Refrigerant piping	Liquid / Gas	mm	6.4 / 9.5	6.4 / 12.7	6.4 / 12.7	9.5 / 16.0	9.5 / 16.0
		(inch)	1/4" / 3/8"	1/4" / 1/2"	1/4" / 1/2"	3/8" / 5/8"	3/8" / 5/8"
	Max diff. in level	m	5	5	8	10	10
Connection wiring			No	No	No	No	No
Plug type			10A	16A	No	No	No
Thermostat type			Electronic Control	Electronic Control	Electronic Control	Electronic Control	Electronic Control
Operation temp range		°C	17 ~ 30	17 ~ 30	17 ~ 30	17 ~ 30	17 ~ 30
Ambient temp		°C	-7 ~ 45	-7 ~ 45	-7 ~ 45	-7 ~ 45	-7 ~ 45
Applicable Area		m <sup>2</sup>	14 ~ 21	18 ~ 26	25~35	34 ~ 49	40 ~ 56
Stuffing Quantity 20' / 40' / 40'HQ		Set	112 / 232 / 282	110 / 220 / 265	68 / 140 / 170	60 / 130 / 150	48 / 106 / 114
Energy Star Rating		Cool Heat					



# ELEXA



REVERSE CYCLE SPLIT SYSTEM AIRCONDITIONERS

MODEL	MEPS COMPLIANT ENERGY SAVER RANGE				
	ELEXA-09M	ELEXA-12M	ELEXA-18M	ELEXA-21M	ELEXA-24M
Specification for Connecting Wire Cable	5 x 1.0mm <sup>2</sup>	5 x 1.0mm <sup>2</sup>	5 x 2.5mm <sup>2</sup>	3 x 2.50mm <sup>2</sup> 3 x 0.75mm <sup>2</sup> 2 x 0.16mm <sup>2</sup>	4 x 1.0mm <sup>2</sup>
Source of Main Power	Indoor	Indoor	Indoor	Indoor	Outdoor

